

NetFlow Analyzer

The key to better Network Visibility

“It has helped identify our biggest bandwidth abusers and malicious applications running on the network. It also has an easy interface to see the network stats on our different locations.”

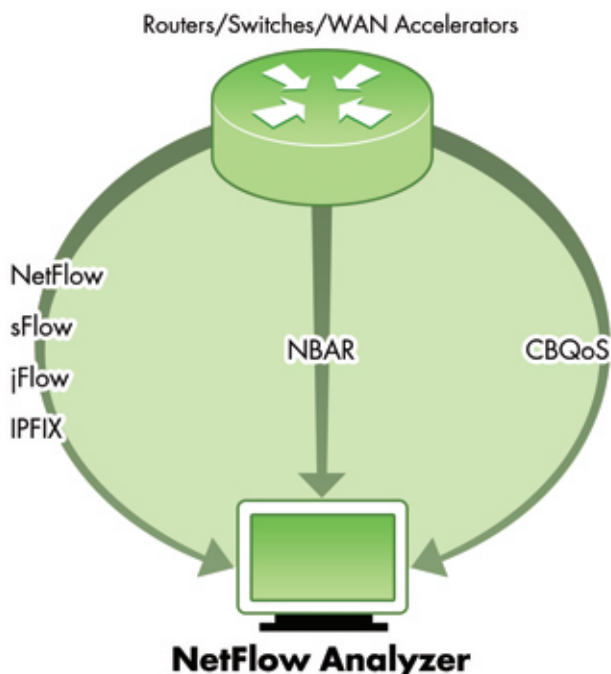
Nick Rieber,
Technology Specialist,
Glenbard High School District 87.



Traffic analysis and network forensics

ManageEngine NetFlow Analyzer is a traffic analysis and network forensics tool that leverages on the wide range of management technologies that are part of your Routers/Switches/WAN Accelerators. As the only product that supports Cisco NetFlow, Cisco NBAR and Cisco CBQoS out-of-the-box, NetFlow Analyzer provides unparalleled visibility into your network and how it impacts your business.

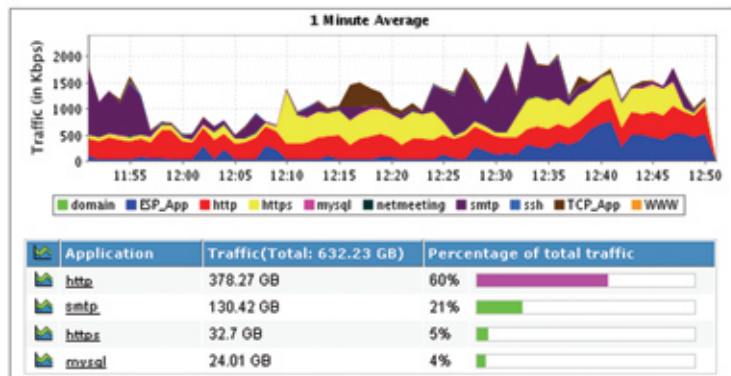
NetFlow Analyzer also supports sFlow®, cflowd®, jFlow®, IPFIX®, NetStream®.



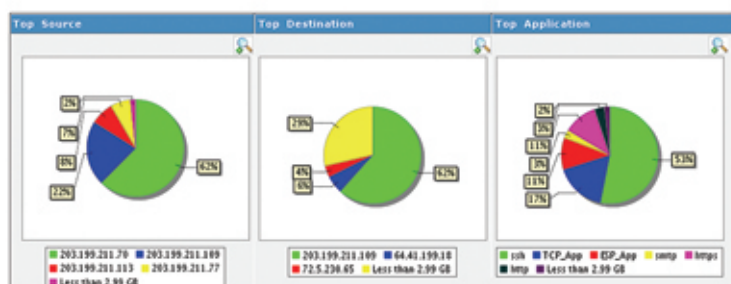
- **Troubleshoot network incidents faster**
 - Real-time visibility into the top applications and talkers
 - Traffic pattern on interfaces and IP based departments
- **Ensure application performance**
 - Assure optimum bandwidth to your business critical applications
 - Ensure that your applications are running with appropriate priority
- **Protect your network against threats**
 - Identify worms and viruses with detailed host and port informatics
 - Reporting on ToS and TCP_Flag for advanced handshake information
- **Validate your QoS policy settings**
 - Reports on per class pre-policy, post-policy, drops and queues
- **Make informed capacity planning decisions**
 - Aggregated data can be stored for ever for historic reports

Salient Features

- Create your own IP based departments and divisions.
- Customizable dashboard.
- Add custom applications based on port / hosts.
- Automatic alerting when usage thresholds are violated and Option to generate & schedule periodic reports.
- Supports Cisco NBAR for intelligent application categorization based on deep-packet inspection.
- Reporting on Cisco CBQoS for class based traffic usage patterns.
- Support for usage/volume based billing and charge-back.
- **Advanced data storage** : Every flow from every device stored for upto 1 month. Aggregated data stored for ever for historic reports.
- Runs on both Windows and Linux, 30 day free evaluation with technical support.



NetFlow Analyzer's traffic graphs show bandwidth consumption details for different time periods, based on volume, rate, percentage utilization of the link and packets.



Pie Charts show exactly what percentage of the total bandwidth was used up by each source, destination and application.

Professional Edition

For Small and Medium Businesses

- Single installation with integrated collector and reporting engine.
- Suitable for monitoring upto 600 interfaces.
- Real-time reports with up-to-the-second visibility.

Enterprise Edition

For Large Enterprises

- Built on a robust central server - collector architecture.
- Scales upto 20,000 interfaces from a centralized monitoring console.
- Secure HTTPS communication between central server and collector.
- Support for Fail-Over and reporting across time-zones.
- Runs on both Windows and Linux (32 bit and 64 bit)

For more information

Website : www.netflowanalyzer.com

Email : netflowanalyzer-support@manageengine.com

Toll Free : +1 888 720 9500

ManageEngine provides affordable software for management and provisioning of complete networks, systems, and IT applications. With a broad product portfolio and an active customer base ranging from enterprises, equipment vendors, and service providers.

ManageEngine has emerged as a very affordable and high quality alternative to expensive software that is common in this industry.

ZOHO Corp., Inc. 4900 Hopyard Rd, Suite 310, Pleasanton, CA 94588, USA

Website: www.manageengine.com | Email: eval@manageengine.com |

Phone: +1 925 924 9500